

# Possible new Earth to support New Jerusalem

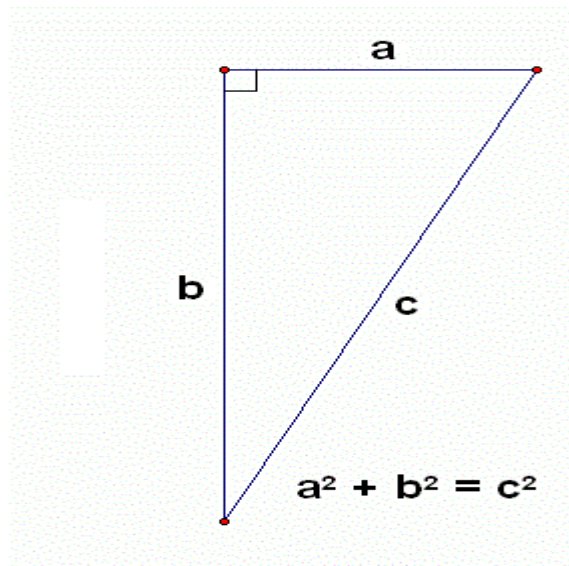
## 1500 Miles X 1500 Miles X 1500 Miles

1. **Isaiah C65 V17**, “For, behold, I create new heavens and a new earth: and the former shall not be remembered, nor come into mind.”
2. **2 Peter C3 V10 - 13**, “But the day of the Lord will come as a thief in the night; in the which the heavens shall pass away with a great noise, and the elements shall melt with fervent heat, the earth also and the works that are therein shall be burned up. Seeing then that all these things shall be dissolved, what manner of persons ought ye to be in all holy conversation and godliness, Looking for and hasting unto the coming of the day of God, wherein the heavens being on fire shall be dissolved, and the elements shall melt with fervent heat? {hasting...: or, hasting the coming} Nevertheless we, according to his promise, look for new heavens and a new earth, wherein dwelleth righteousness.”
3. **Rev C21 V1 - 2**, “And I saw a new heaven and a new earth: for the first heaven and the first earth were passed away; and there was no more sea. And I John saw the holy city, new Jerusalem, coming down from God out of heaven, prepared as a bride adorned for her husband.”
4. **Rev C21 V12 – 14**, “And had a wall great and high, and had twelve gates, and at the gates twelve angels, and names written thereon, which are the names of the twelve tribes of the children of Israel: On the east three gates; on the north three gates; on the south three gates; and on the west three gates. And the wall of the city had twelve foundations, and in them the names of the twelve apostles of the Lamb.”
5. **Rev C21 V16 - 17**, “And the city lieth foursquare, and the length is as large as the breadth: and he measured the city with the reed, twelve thousand furlongs. The length and the breadth and the height of it are equal. And he measured the wall thereof, an hundred and forty and four cubits, according to the measure of a man, that is, of the angel.” **1500 X 1500 X 1500 MILES**

Depending on the accepted measure of a cubit, some come up with 1500 X 1500 X 1500 miles for the new Jerusalem & some come up with 1380 X 1380 X 1380 miles for the new Jerusalem. This exercise will use the **1500 X 1500 X 1500** miles measurement. This is intended to approximately show what the new earth dimensions would be if the new Jerusalem fits on the new earth as buildings do today. Today buildings are not in the air along their outer edges. Another point, if the gates in **Rev C21 V12 – 14** were not at/near ground level will we need Jacob’s ladder or fly to enter the new Jerusalem due to the calculations for the earth of today’s dimensions.

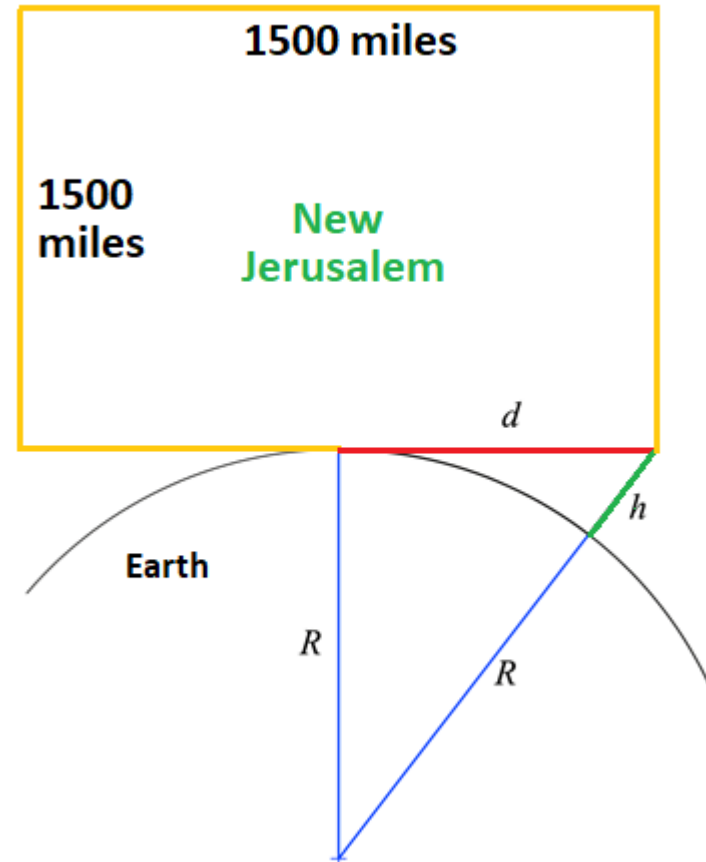
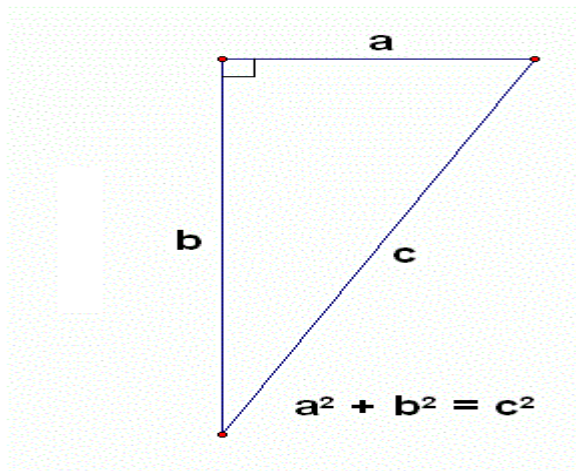
# Possible new Earth to support New Jerusalem 1500 Miles X 1500 Miles X 1500 Miles

Pythagorean Theorem



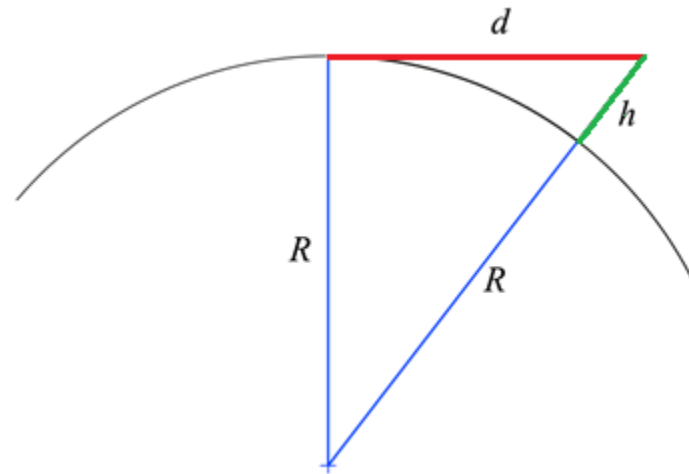
# Possible new Earth to support New Jerusalem

## 1500 Miles X 1500 Miles X 1500 Miles



- $a^2 + b^2 = c^2$  - Pythagorean theorem
- $a^2 = d^2$ ,  $b^2 = R^2$ ,  $c^2 = (R + h)^2$
- $d^2 + R^2 = (R + h)^2$  therefore  $h = \sqrt{(d^2 + R^2)} - R$

## Possible new Earth to support New Jerusalem 1500 Miles X 1500 Miles X 1500 Miles



- $a^2 + b^2 = c^2$  - Pythagorean theorem
- $a^2 = d^2$ ,  $b^2 = R^2$ ,  $c^2 = (R + h)^2$
- $d^2 + R^2 = (R + h)^2$  therefore  $h = \sqrt{(d^2 + R^2)} - R$

**A.** Calculate the New Jerusalem on an earth of today's dimensions:

- $h = \sqrt{(d^2 + R^2)} - R$
- $R = 3959$  miles, earth's radii today
- $d = 750$  miles, new Jerusalem is 1500 miles X 1500 miles X 1500 miles, therefore  $d = 1500/2 = 750$  miles
- $h = ?$
- $h = \sqrt{750^2 + 3959^2} - 3959$ ,  $h \sim 70$  miles above the earth in altitude if earth dimensions remain the same. The outer edges of the New Jerusalem where the gates/entrances should be will thus be  $\sim 70$  miles above the earth!

## Possible new Earth to support New Jerusalem 1500 Miles X 1500 Miles X 1500 Miles

B. Now calculate the new radii of the new earth to support the new Jerusalem so that the outer edges where the gates are would be approximately 1 foot from the surface of the earth instead of 70 miles up:

$$R^2 + 750^2 = \left(R + \frac{1}{5280}\right)^2 \quad \text{assuming 1-foot drop for 750 miles to support the new Jerusalem therefore}$$

$$h = 1/5280, d = 750$$

$$(R + h)^2 = R^2 + d^2$$

$$R^2 + 2Rh + h^2 = R^2 + d^2, \text{ subtract } R^2 \text{ from both sides}$$

$$2Rh + h^2 = d^2,$$

$$h(2R+h) = d^2$$

$$2R + h = d^2/h$$

$$2R = [d^2/h] - h$$

$$\underline{R = [d^2/2h] - h/2}$$

## Possible new Earth to support New Jerusalem 1500 Miles X 1500 Miles X 1500 Miles

$$d^2 = (750)(750) = \underline{562,500 \text{ miles square}}$$

h = 1 foot drop over 750 miles. 1 mile = 5280 feet:

therefore 1 foot = (1/5280) miles = 0.000189393 miles

$$R = \frac{[d^2/2h] - h/2}{1} = [562,500]/[(2)(0.000189393)] - (0.000189393)/(2)$$

$$R = (562500)/(0.000378786) - (0.0000946965)$$

$$R = 1,485,007,365 - 0.0000946965 =$$

Radius of the new earth = **1,485,007,365 miles** vs.

**~3,959 miles today**

Therefore, Diameter of earth is  $2R =$  **2,970,014,728 miles** vs.

**~7,918 miles today**

Circumference of earth =  $(2)(\pi)(R)$

$$(2)(3.1416)(1,485,007,365) = \underline{9,330,598,275 \text{ miles}} \text{ vs.}$$

**~24,875 miles today**

## Possible new Earth to support New Jerusalem 1500 Miles X 1500 Miles X 1500 Miles

Surface area of the new earth =  $(4)(\pi)(R^2)$

$$(4)(3.1416)(1,485,007,365)(1,485,007,365) =$$

27,712,014,318,743,562,062 square miles vs.

~196,961,744 square miles today

- **Sun's** radii = 432,450 miles, **Equatorial Circumference** 2,714,206 miles  
Surface area = 2,347,017,636,988 square miles
- **Jupiter's** radii = 43,411 miles, **Equatorial Circumference** 272,945.9 miles  
Surface area = 23,713,907,537 square miles
- **Saturn's** radii = 36,183.7miles, **Equatorial Circumference** 227,348.8miles  
Surface area = 16,452,636,641square miles

**Possible new Earth to support New Jerusalem**  
**1500 Miles X 1500 Miles X 1500 Miles**

	Radii	Circumference	Surface Area
Earth today	3,959	24,875	196,961,744
Saturn	36,183	227,348	16,452,636,641
Jupiter	43,411	272,945	23,713,907,537
Sun	432,450	2,714,206	2,347,017,636,988
Rev C 21 V1,2,16,17 <i>assumed</i> New Earth	1,485,007,365	9,330,598,275	27,712,014,318,743,562,062